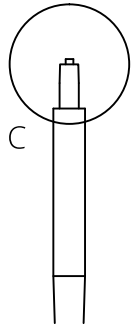
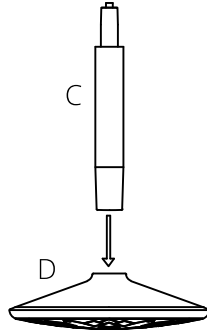


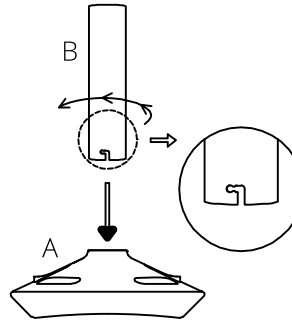
1. Remove the black plastic cap from the tip of the cylinder



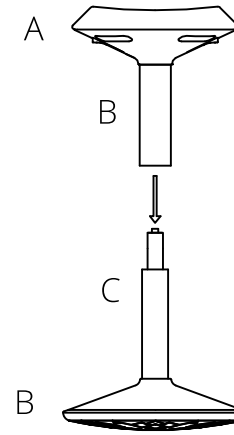
2. Insert the tapered end of the cylinder into the base



3. Press firmly on the plastic sleeve until it clicks into the seat



4.

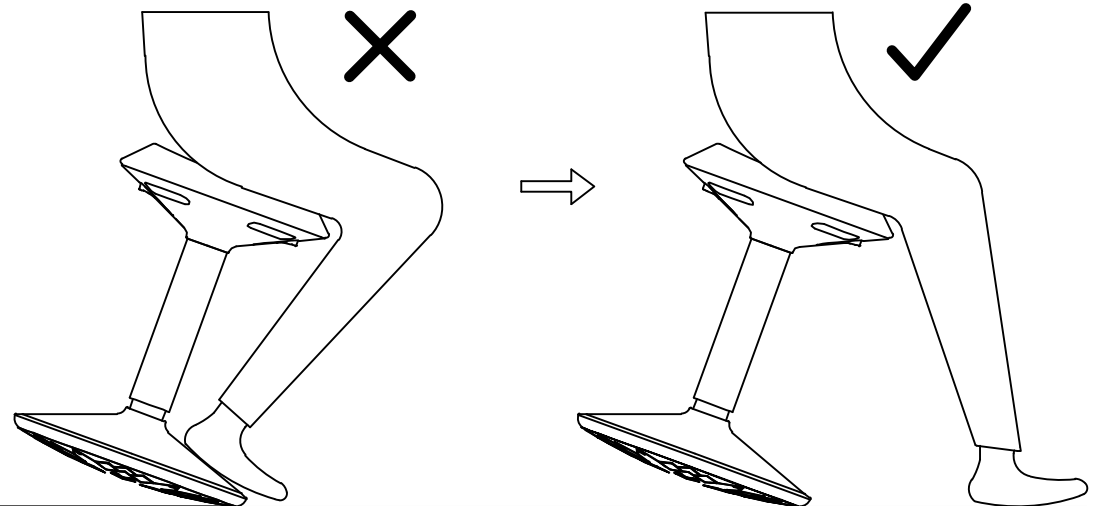
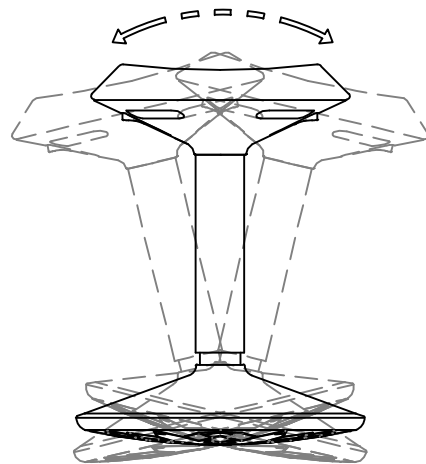
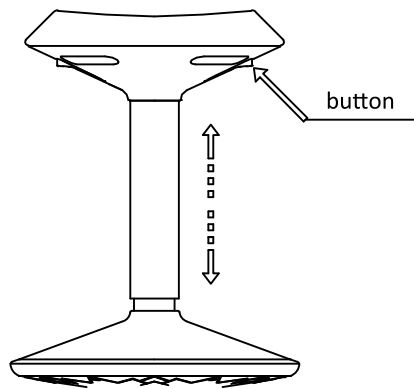


Slide the seat onto the cylinder. Once aligned, press firmly on the seat to secure the seat into the cylinder.

To raise the seat, press any of the 2 buttons under the seat.
To lower the seat, press any of the 2 buttons under the seat while sitting or pushing on the seat.

IMPORTANT!

The chair can rock, tilt, and swivel 360°. Extreme care must be used when sitting on a wobble stool.



When using the Nimble Stool, please ensure both of your feet are planted firmly on the ground, supporting your entire bodyweight. To reduce the risk of falling, do not tip a wobble stool past vertical.